


Panasonic[®]

Installation Manual

5.8 GHz Expandable Digital Cordless Handset

Model No. **KX-TGA560C**



Thank you for purchasing a Panasonic cordless telephone.

This handset is an accessory handset for use with Panasonic base units KX-TG5622C/KX-TG5632C/KX-TG5633C/KX-TG5652C. You must register this handset with your base unit before it can be used. This installation manual describes only the steps needed to register and begin using the handset. Please read the base unit's operating instructions for further details.

Charge the battery for 7 hours before initial use.

Please read this Installation Manual before using the unit and save for future reference.

For assistance, please call **1-800-561-5505** or visit us at **www.panasonic.ca**

PQQX15109ZA DM0106SH0

Accessory information

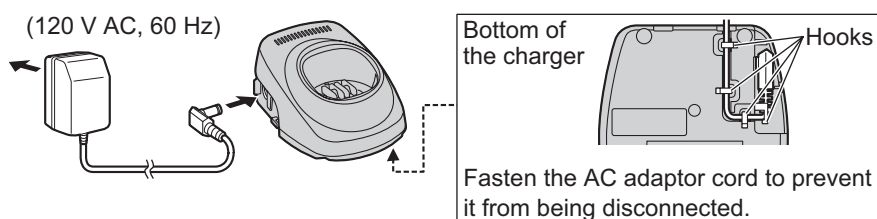
Included accessories

Accessory item	Quantity
Charger	1
AC adaptor for charger	1
Battery	1
Handset cover*1	1

*1 The handset cover comes attached to the handset.

Setting up the handset

Connecting the charger



Note:

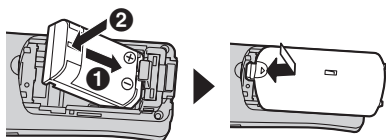
- Use only the included Panasonic AC adaptor KX-TCA1.
- The AC adaptor must remain connected at all times. (It is normal for the adaptor to feel warm during use.)
- The AC adaptor should be connected to a vertically oriented or floor-mounted AC outlet. Do not connect the AC adaptor to a ceiling-mounted AC outlet, as the weight of the adaptor may cause it to become disconnected.

Battery installation

- 1 Press the notch of the handset cover firmly, and slide it in the direction of the arrow.



- 2 Insert the battery (1), and press it down until it snaps into the compartment (2). Then close the handset cover.



Attention:



A nickel metal hydride battery that is recyclable powers the product you have purchased. Please call 1-800-8-BATTERY (1-800-822-8837) for information on how to recycle this battery.

Battery charge

Place the handset on the charger for **7 hours** before initial use.



Note:

- If you want to use the unit immediately, charge the battery for at least 15 minutes.
- To ensure that the battery charges properly, clean the charge contacts of the handset and charger with a soft, dry cloth once a month. Clean more often if the unit is subject to the exposure of grease, dust, or high humidity.

Panasonic Battery performance

Operation	Operating time
While in use (talking)	Up to 5 hours
While not in use (standby)	Up to 11 days
While using the clarity booster feature	Up to 3 hours

Note:

- The handset can be left on the charger without any ill effect on the battery.

- The battery level may not be displayed correctly after you replace the battery. In this case, place the handset on the charger and let charge for 7 hours.

Registration

Register the handset to a KX-TG5622/KX-TG5632/KX-TG5633/KX-TG5652 base unit.

Important:

- If you accidentally assign another handset's extension number to the base unit, the originally assigned handset stops functioning. Confirm the extension number of a previously registered handset by placing it on the base unit or charger. Lift the handset from the charger before registering.

1 Base unit:

Select an unregistered extension number.

KX-TG5622:

Press and hold [**1**], [**2**], or [**3**] until the CHARGE indicator flashes.

KX-TG5632/KX-TG5633/KX-TG5652:

Press [**SELECT**] until the desired extension number (*H 1*, *H 2*, *H 3*, or *H 4*) is displayed on the base unit, then press and hold [**CALL**] until the CHARGE indicator flashes.

2 Handset:

Press [**OK**], then wait until the handset beeps.

Changing the display language

You can select either "English" or "Français" as the display language. The default setting is "English".

1 KX-TG5622:

[**MENU**] → [**0**][**8**]

KX-TG5632/KX-TG5633/KX-TG5652:

[**MENU**] → [**0**][**8**][**1**]

2 Select the desired setting.

3 Press the right soft key to save. → [**OFF**]

Headset (optional)

Connecting a headset to the handset allows hands-free phone conversations. We recommend using a Panasonic KX-TCA86/KX-TCA91/KX-TCA92 headset.



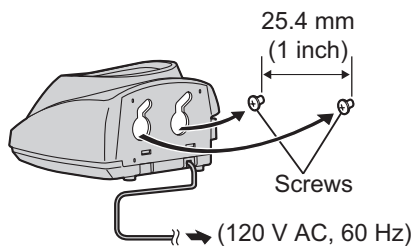
- Headset shown is KX-TCA86.

Note:

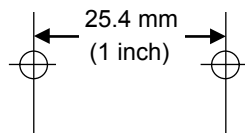
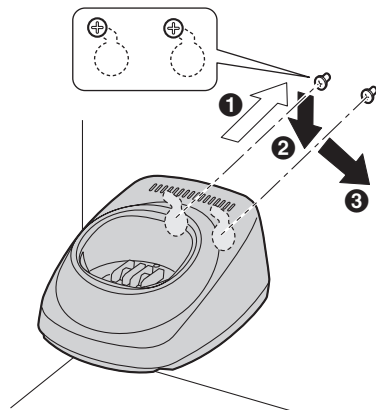
- To switch to the handset speakerphone, press [**☎**]. To return to the headset, press [**↶**].

Wall mounting

- 1 Drive the screws (not included) into the wall using the wall template as a guide.



- 2 Mount the charger (1), then slide it down (2) and to the right (3) until it is secure.



Specifications

General

Operating environment:

5 °C – 40 °C (41 °F – 104 °F)

Handset

Frequency:

5.76 GHz – 5.84 GHz

Dimensions:

Approx. height 173 mm x width 48 mm x depth 33 mm (6¹³/₁₆" x 1⁷/₈" x 1⁵/₁₆")

Mass (Weight):

Approx. 170 g (0.37 lb.)

Power output:

200 mW (max.)

Power supply:

Ni-MH battery (3.6 V, 830 mAh)

Charger

Dimensions:

Approx. height 51 mm x width 88 mm x depth 100 mm (2" x 3¹⁵/₃₂" x 3¹⁵/₁₆")

Mass (Weight):

Approx. 94 g (0.21 lb.)

Power consumption:

Standby: Approx. 0.8 W

Maximum: Approx. 3.6 W

Power supply:

AC adaptor (120 V AC, 60 Hz)

Important safety instructions

CAUTION:

Installation

- Operating near 5.8 GHz electrical appliances may cause interference. Move away from the electrical appliances.
- The AC adaptor is used as the main disconnect device. Ensure that the AC outlet is installed near the unit and is easily accessible.

Battery

To reduce the risk of fire or injury to persons, read and follow these instructions.

- Use only the battery(ies) specified.
- Do not dispose of the battery(ies) in a fire. They may explode. Check with local waste management codes for special disposal instructions.
- Do not open or mutilate the battery(ies). Released electrolyte is corrosive and may cause burns or injury to the eyes or skin. The electrolyte may be toxic if swallowed.
- Exercise care when handling the battery(ies). Do not allow conductive materials such as rings, bracelets or keys to touch the battery(ies), otherwise a short circuit may cause the battery(ies) and/or the conductive material to overheat and cause burns.
- Charge the battery(ies) provided with or identified for use with this product only in accordance with the instructions and limitations specified in this manual.

WARNING:

- To prevent the risk of fire or electrical shock, do not expose this product to rain or any type of moisture.
- Unplug this unit from power outlets if it emits smoke, an abnormal smell or makes unusual noise. These conditions can cause fire or electric shock. Confirm that smoke has stopped and contact an authorized service centre.

NOTICE:

Operation is subject to the following two conditions: (1) this device may not cause interference, and (2) this device must accept any interference, including interference that may cause undesired operation of the device.

Privacy of communications may not be ensured when using this telephone.

The term "IC:" before the radio certification number only signifies that Industry Canada radio technical specifications were met.

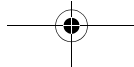
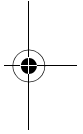
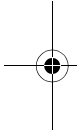
RF Exposure Warning:

The product complies with IC radiation exposure limits set forth for an uncontrolled environment. The handset may be carried and operated with only the optional specific belt-clip. Other non-tested belt-clips or similar body-worn accessories may not comply and must be avoided. The product must not be collocated or operated in conjunction with any other antenna or transmitter.



Copyright:

This material is copyrighted by Panasonic Communications Co., Ltd., and may be reproduced for internal use only. All other reproduction, in whole or in part, is prohibited without the written consent of Panasonic Communications Co., Ltd.
© 2006 Panasonic Communications Co., Ltd. All Rights Reserved.



Warranty

Panasonic Canada Inc.

5770 Ambler Drive, Mississauga, Ontario L4W 2T3

PANASONIC PRODUCT - LIMITED WARRANTY

Panasonic Canada Inc. warrants this product to be free from defects in material and workmanship and agrees to remedy any such defect for a period as stated below from the date of original purchase.

Telephone Accessory / Product - One (1) year, parts and labour

LIMITATIONS AND EXCLUSIONS

This warranty does not apply to products purchased outside Canada or to any product which has been improperly installed, subjected to usage for which the product was not designed, misused or abused, damaged during shipping, or which has been altered or repaired in any way that affects the reliability or detracts from the performance, nor does it cover any product which is used commercially. Dry cell batteries are also excluded from coverage under this warranty. Rechargeable batteries are warranted for ninety (90) days from date of original purchase.

This warranty is extended to the original end user purchaser only. A purchase receipt or other proof of date of original purchase is required before warranty service is performed.

THIS EXPRESS, LIMITED WARRANTY IS IN LIEU OF ALL OTHER WARRANTIES, EXPRESS OR IMPLIED, INCLUDING ANY IMPLIED WARRANTIES OF MERCHANTABILITY AND FITNESS FOR A PARTICULAR PURPOSE.

IN NO EVENT WILL PANASONIC CANADA INC. BE LIABLE FOR ANY SPECIAL, INDIRECT OR CONSEQUENTIAL DAMAGES.

In certain instances, some jurisdictions do not allow the exclusion or limitation of incidental or consequential damages, or the exclusion of implied warranties, so the above limitations and exclusions may not be applicable.

WARRANTY SERVICE

FOR PRODUCT OPERATION ASSISTANCE, please contact:

Our Customer Care Centre: Telephone #: (905) 624-5505
1-800 #: 1-800-561-5505
Fax #: (905) 238-2360
Email link: "Contact Us" on www.panasonic.ca

FOR PRODUCT REPAIRS, please locate your nearest Authorized Servicentre at www.panasonic.ca :

Link : "Servicentres™ locator" under "Customer support"

Panasonic Factory Service:

<u>Vancouver</u>	<u>Toronto</u>
Panasonic Canada Inc.	Panasonic Canada Inc.
12111 Riverside Way	5770 Ambler Drive
Richmond BC V6W 1K8	Mississauga ON L4W 2T3
Tel: (604) 278-4211	Tel: (905) 624-8447
Fax: (604) 278-5627	Fax: (905) 238-2418

IF YOU SHIP THE PRODUCT TO A SERVICENTRE

Carefully pack and send prepaid, adequately insured and preferably in the original carton.

Include details of the defect claimed, and proof of date of original purchase.

Panasonic Canada Inc.

5770 Ambler Drive, Mississauga, Ontario L4W 2T3